2024

# AP® Physics C: Mechanics

## Free-Response Questions
## Set 1

© 2024 College Board. College Board, Advanced Placement, AP, AP Central, and the acorn logo are registered trademarks of College Board. Visit College Board on the web: collegeboard.org.

AP Central is the official online home for the AP Program: apcentral.collegeboard.org.

## ADVANCED PLACEMENT PHYSICS C TABLE OF INFORMATION

| CONSTANTS AND CONVERSION FACTORS | |
|---|---|
| Proton mass, $m_p = 1.67 \times 10^{-27}$ kg | Electron charge magnitude, $e = 1.60 \times 10^{-19}$ C |
| Neutron mass, $m_n = 1.67 \times 10^{-27}$ kg | 1 electron volt, $1 \text{ eV} = 1.60 \times 10^{-19}$ J |
| Electron mass, $m_e = 9.11 \times 10^{-31}$ kg | Speed of light, $c = 3.00 \times 10^{8}$ m/s |
| Avogadro's number, $N_0 = 6.02 \times 10^{23}$ mol$^{-1}$ | Universal gravitational constant, $G = 6.67 \times 10^{-11} \left(\text{N}\cdot\text{m}^2\right)/\text{kg}^2$ |
| Universal gas constant, $R = 8.31$ J/(mol•K) | Acceleration due to gravity at Earth's surface, $g = 9.8$ m/s$^2$ |
| Boltzmann's constant, $k_B = 1.38 \times 10^{-23}$ J/K | |

| | |
|---|---|
| 1 unified atomic mass unit, | $1 \text{ u} = 1.66 \times 10^{-27} \text{ kg} = 931 \text{ MeV}/c^2$ |
| Planck's constant, | $h = 6.63 \times 10^{-34}$ J•s $= 4.14 \times 10^{-15}$ eV•s |
| | $hc = 1.99 \times 10^{-25}$ J•m $= 1.24 \times 10^{3}$ eV•nm |
| Vacuum permittivity, | $\varepsilon_0 = 8.85 \times 10^{-12} \text{ C}^2/\left(\text{N}\cdot\text{m}^2\right)$ |
| Coulomb's law constant, | $k = 1/(4\pi\varepsilon_0) = 9.0 \times 10^{9} \left(\text{N}\cdot\text{m}^2\right)/\text{C}^2$ |
| Vacuum permeability, | $\mu_0 = 4\pi \times 10^{-7}$ (T•m)/A |
| Magnetic constant, | $k' = \mu_0/(4\pi) = 1 \times 10^{-7}$ (T•m)/A |
| 1 atmosphere pressure, | $1 \text{ atm} = 1.0 \times 10^{5} \text{ N/m}^2 = 1.0 \times 10^{5}$ Pa |

| UNIT SYMBOLS | | | | | | | | |
|---|---|---|---|---|---|---|---|---|
| | meter, | m | mole, | mol | watt, | W | farad, | F |
| | kilogram, | kg | hertz, | Hz | coulomb, | C | tesla, | T |
| | second, | s | newton, | N | volt, | V | degree Celsius, | °C |
| | ampere, | A | pascal, | Pa | ohm, | Ω | electron volt, | eV |
| | kelvin, | K | joule, | J | henry, | H | | |

| PREFIXES | | |
|---|---|---|
| Factor | Prefix | Symbol |
| $10^{9}$ | giga | G |
| $10^{6}$ | mega | M |
| $10^{3}$ | kilo | k |
| $10^{-2}$ | centi | c |
| $10^{-3}$ | milli | m |
| $10^{-6}$ | micro | μ |
| $10^{-9}$ | nano | n |
| $10^{-12}$ | pico | p |

| VALUES OF TRIGONOMETRIC FUNCTIONS FOR COMMON ANGLES | | | | | | | |
|---|---|---|---|---|---|---|---|
| $\theta$ | 0° | 30° | 37° | 45° | 53° | 60° | 90° |
| $\sin\theta$ | 0 | $1/2$ | $3/5$ | $\sqrt{2}/2$ | $4/5$ | $\sqrt{3}/2$ | 1 |
| $\cos\theta$ | 1 | $\sqrt{3}/2$ | $4/5$ | $\sqrt{2}/2$ | $3/5$ | $1/2$ | 0 |
| $\tan\theta$ | 0 | $\sqrt{3}/3$ | $3/4$ | 1 | $4/3$ | $\sqrt{3}$ | $\infty$ |

The following assumptions are used in this exam.

I. The frame of reference of any problem is inertial unless otherwise stated.
II. The direction of current is the direction in which positive charges would drift.
III. The electric potential is zero at an infinite distance from an isolated point charge.
IV. All batteries and meters are ideal unless otherwise stated.
V. Edge effects for the electric field of a parallel plate capacitor are negligible unless otherwise stated.

© 2024 College Board.
Visit College Board on the web: collegeboard.org.

## ADVANCED PLACEMENT PHYSICS C EQUATIONS

### MECHANICS

$v_x = v_{x0} + a_x t$

$x = x_0 + v_{x0}t + \frac{1}{2}a_x t^2$

$v_x^2 = v_{x0}^2 + 2a_x(x - x_0)$

$\vec{a} = \frac{\sum \vec{F}}{m} = \frac{\vec{F}_{net}}{m}$

$\vec{F} = \frac{d\vec{p}}{dt}$

$\vec{J} = \int \vec{F}\,dt = \Delta\vec{p}$

$\vec{p} = m\vec{v}$

$|\vec{F}_f| \le \mu|\vec{F}_N|$

$\Delta E = W = \int \vec{F} \cdot d\vec{r}$

$K = \frac{1}{2}mv^2$

$P = \frac{dE}{dt}$

$P = \vec{F} \cdot \vec{v}$

$\Delta U_g = mg\Delta h$

$a_c = \frac{v^2}{r} = \omega^2 r$

$\vec{\tau} = \vec{r} \times \vec{F}$

$\vec{\alpha} = \frac{\sum \vec{\tau}}{I} = \frac{\vec{\tau}_{net}}{I}$

$I = \int r^2 dm = \sum mr^2$

$x_{cm} = \frac{\sum m_i x_i}{\sum m_i}$

$v = r\omega$

$\vec{L} = \vec{r} \times \vec{p} = I\vec{\omega}$

$K = \frac{1}{2}I\omega^2$

$\omega = \omega_0 + \alpha t$

$\theta = \theta_0 + \omega_0 t + \frac{1}{2}\alpha t^2$

$a$ = acceleration
$E$ = energy
$F$ = force
$f$ = frequency
$h$ = height
$I$ = rotational inertia
$J$ = impulse
$K$ = kinetic energy
$k$ = spring constant
$\ell$ = length
$L$ = angular momentum
$m$ = mass
$P$ = power
$p$ = momentum
$r$ = radius or distance
$T$ = period
$t$ = time
$U$ = potential energy
$v$ = velocity or speed
$W$ = work done on a system
$x$ = position
$\mu$ = coefficient of friction
$\theta$ = angle
$\tau$ = torque
$\omega$ = angular speed
$\alpha$ = angular acceleration
$\phi$ = phase angle

$\vec{F}_s = -k\Delta\vec{x}$

$U_s = \frac{1}{2}k(\Delta x)^2$

$x = x_{max}\cos(\omega t + \phi)$

$T = \frac{2\pi}{\omega} = \frac{1}{f}$

$T_s = 2\pi\sqrt{\frac{m}{k}}$

$T_p = 2\pi\sqrt{\frac{\ell}{g}}$

$|\vec{F}_G| = \frac{Gm_1m_2}{r^2}$

$U_G = -\frac{Gm_1m_2}{r}$

### ELECTRICITY AND MAGNETISM

$|\vec{F}_E| = \frac{1}{4\pi\varepsilon_0}\left|\frac{q_1q_2}{r^2}\right|$

$\vec{E} = \frac{\vec{F}_E}{q}$

$\oint \vec{E} \cdot d\vec{A} = \frac{Q}{\varepsilon_0}$

$E_x = -\frac{dV}{dx}$

$\Delta V = -\int \vec{E} \cdot d\vec{r}$

$V = \frac{1}{4\pi\varepsilon_0}\sum_i \frac{q_i}{r_i}$

$U_E = qV = \frac{1}{4\pi\varepsilon_0}\frac{q_1q_2}{r}$

$\Delta V = \frac{Q}{C}$

$C = \frac{\kappa\varepsilon_0 A}{d}$

$C_p = \sum_i C_i$

$\frac{1}{C_s} = \sum_i \frac{1}{C_i}$

$I = \frac{dQ}{dt}$

$U_C = \frac{1}{2}Q\Delta V = \frac{1}{2}C(\Delta V)^2$

$R = \frac{\rho\ell}{A}$

$\vec{E} = \rho\vec{J}$

$I = Nev_d A$

$I = \frac{\Delta V}{R}$

$R_s = \sum_i R_i$

$\frac{1}{R_p} = \sum_i \frac{1}{R_i}$

$P = I\Delta V$

$A$ = area
$B$ = magnetic field
$C$ = capacitance
$d$ = distance
$E$ = electric field
$\mathcal{E}$ = emf
$F$ = force
$I$ = current
$J$ = current density
$L$ = inductance
$\ell$ = length
$n$ = number of loops of wire per unit length
$N$ = number of charge carriers per unit volume
$P$ = power
$Q$ = charge
$q$ = point charge
$R$ = resistance
$r$ = radius or distance
$t$ = time
$U$ = potential or stored energy
$V$ = electric potential
$v$ = velocity or speed
$\rho$ = resistivity
$\Phi$ = flux
$\kappa$ = dielectric constant

$\vec{F}_M = q\vec{v} \times \vec{B}$

$\oint \vec{B} \cdot d\vec{\ell} = \mu_0 I$

$d\vec{B} = \frac{\mu_0}{4\pi}\frac{I\,d\vec{\ell} \times \hat{r}}{r^2}$

$\vec{F} = \int I\,d\vec{\ell} \times \vec{B}$

$B_s = \mu_0 nI$

$\Phi_B = \int \vec{B} \cdot d\vec{A}$

$\mathcal{E} = \oint \vec{E} \cdot d\vec{\ell} = -\frac{d\Phi_B}{dt}$

$\mathcal{E} = -L\frac{dI}{dt}$

$U_L = \frac{1}{2}LI^2$

## ADVANCED PLACEMENT PHYSICS C EQUATIONS

### GEOMETRY AND TRIGONOMETRY

Rectangle

$A = bh$

Triangle

$A = \frac{1}{2}bh$

Circle

$A = \pi r^2$

$C = 2\pi r$

$s = r\theta$

Rectangular Solid

$V = \ell wh$

Cylinder

$V = \pi r^2 \ell$

$S = 2\pi r\ell + 2\pi r^2$

Sphere

$V = \frac{4}{3}\pi r^3$

$S = 4\pi r^2$

Right Triangle

$a^2 + b^2 = c^2$

$\sin\theta = \frac{a}{c}$

$\cos\theta = \frac{b}{c}$

$\tan\theta = \frac{a}{b}$

$A$ = area
$C$ = circumference
$V$ = volume
$S$ = surface area
$b$ = base
$h$ = height
$\ell$ = length
$w$ = width
$r$ = radius
$s$ = arc length
$\theta$ = angle

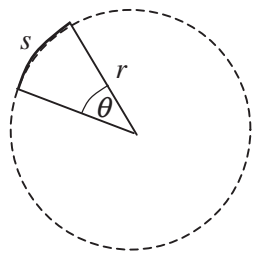


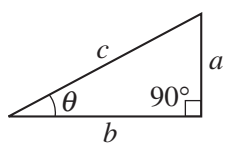


### CALCULUS

$$\frac{df}{dx} = \frac{df}{du}\frac{du}{dx}$$

$$\frac{d}{dx}\left(x^n\right) = nx^{n-1}$$

$$\frac{d}{dx}\left(e^{ax}\right) = ae^{ax}$$

$$\frac{d}{dx}(\ln ax) = \frac{1}{x}$$

$$\frac{d}{dx}[\sin(ax)] = a\cos(ax)$$

$$\frac{d}{dx}[\cos(ax)] = -a\sin(ax)$$

$$\int x^n\,dx = \frac{1}{n+1}x^{n+1},\ n \neq -1$$

$$\int e^{ax}\,dx = \frac{1}{a}e^{ax}$$

$$\int \frac{dx}{x+a} = \ln|x+a|$$

$$\int \cos(ax)\,dx = \frac{1}{a}\sin(ax)$$

$$\int \sin(ax)\,dx = -\frac{1}{a}\cos(ax)$$

### VECTOR PRODUCTS

$$\vec{A}\bullet\vec{B} = AB\cos\theta$$

$$\left|\vec{A}\times\vec{B}\right| = AB\sin\theta$$

© 2024 College Board.
Visit College Board on the web: collegeboard.org.

Begin your response to **QUESTION 1** on this page.

**PHYSICS C: MECHANICS**

**SECTION II**

**Time—45 minutes**

**3 Questions**

**Directions:** Answer all three questions. The suggested time is about 15 minutes for answering each of the questions, which are worth 15 points each. The parts within a question may not have equal weight. Show all your work in this booklet in the spaces provided after each part.

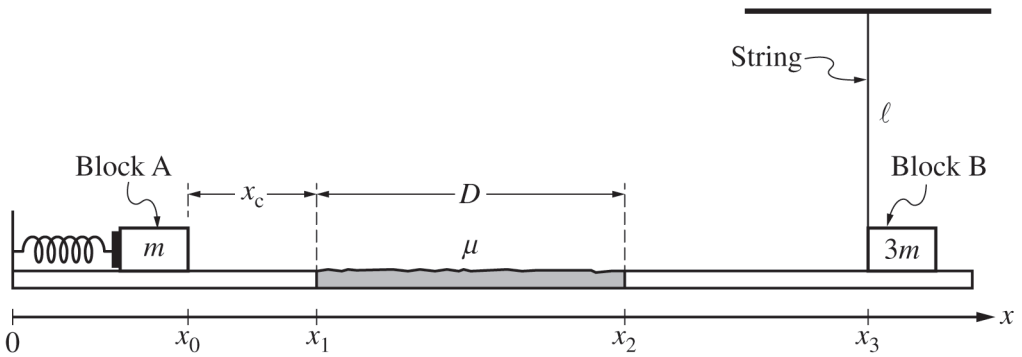


Note: Figure not drawn to scale.

Figure 1

1. Block A and Block B of masses $m$ and $3m$, respectively, are arranged in a setup consisting of an ideal spring with spring constant $k$ and a horizontal surface. Friction between the surface and the blocks is negligible except in a region of length $D$, where the coefficient of kinetic friction between Block A and the surface is $\mu$. Block B is attached to a string of length $\ell$ and negligible mass, as shown in Figure 1. Block A is held against the spring, compressing the spring a distance $x_c$.

**GO ON TO THE NEXT PAGE.**

© 2024 College Board.
Visit College Board on the web: collegeboard.org.

Continue your response to **QUESTION 1** on this page.

At time $t = 0$, Block A is located at position $x = x_0$ and is released from rest. After the block is released, the following occurs.

- At time $t = t_1$, Block A is at $x = x_1$ after traveling a distance $x_c$. Block A moves with speed $v$, and the spring is at its equilibrium position.
- At time $t = t_2$, the left side of Block A is at $x = x_2$ after passing through a distance $D$ across the region with nonnegligible friction.
- At time $t = t_3$, Block A is at $x = x_3$ and Block A collides with and sticks to Block B.

(a) For parts (a)(i) and (a)(ii), express your answer in terms of $m$, $k$, $D$, $\mu$, $x_c$, and physical constants, as appropriate.

i. **Derive** an expression for the speed $v$ of Block A at time $t_1$.

ii. **Derive** an expression for the speed $v_{A,B}$ of the two-block system immediately after the collision at time $t_3$.

**GO ON TO THE NEXT PAGE.**

© 2024 College Board.
Visit College Board on the web: collegeboard.org.

Continue your response to **QUESTION 1** on this page.

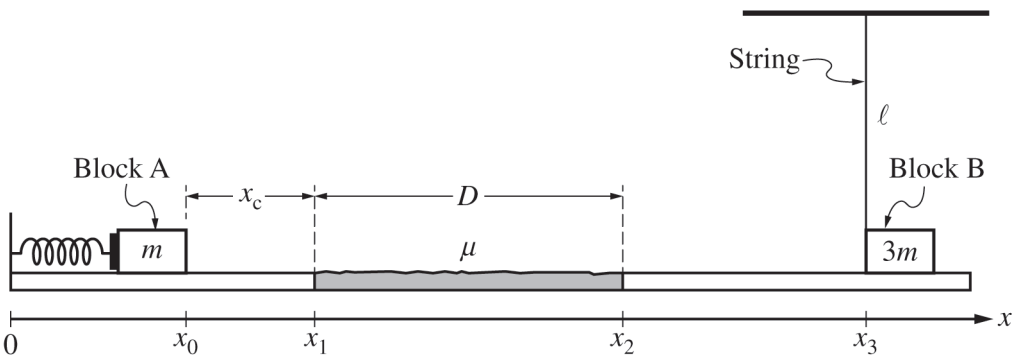


Note: Figure not drawn to scale.

Figure 1

(b)

i. On the following axes, **sketch** a graph of the kinetic energy $K$ of Block A as a function of time $t$ from time $t = 0$ to time $t_3$.

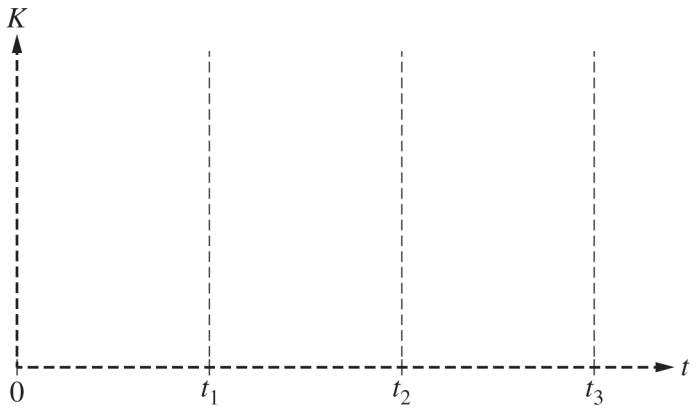


ii. Use principles of work and energy to **justify** the graph drawn in part (b)(i) for the time interval $t = 0$ to $t = t_1$. Explicitly reference features of the shape of the graph you drew in part (b)(i).

**GO ON TO THE NEXT PAGE.**

© 2024 College Board.
Visit College Board on the web: collegeboard.org.

Continue your response to **QUESTION 1** on this page.

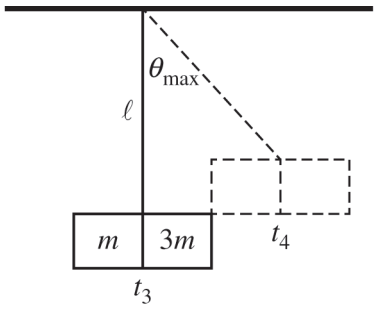


Note: Figure not drawn to scale.

Figure 2

After the collision, the two-block system instantaneously comes to rest at time $t_4$, which occurs when the string makes a small angle $\theta_{max}$ with the vertical, as shown in Figure 2. For times $t > t_4$, the system oscillates with frequency $f_\ell$. The support holding the string is raised, and the procedure is then repeated using a new string of length $2\ell$.

(c) **Indicate** how the new frequency of oscillation $f_{2\ell}$ of the system on the new string of length $2\ell$ will compare to the frequency of oscillation $f_\ell$ from the original procedure.

_____ $f_{2\ell} > f_\ell$ _____ $f_{2\ell} < f_\ell$ _____ $f_{2\ell} = f_\ell$

Briefly **justify** your answer.

**GO ON TO THE NEXT PAGE.**

© 2024 College Board.
Visit College Board on the web: collegeboard.org.

Begin your response to **QUESTION 2** on this page.

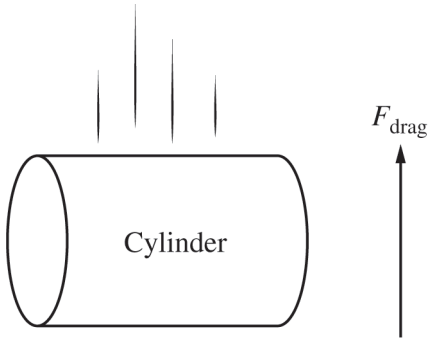


Figure 1

2. A student drops a cylinder of mass $m$ from rest. The air exerts a drag force of magnitude $F_{drag}$ on the cylinder, as shown in Figure 1. The student models the magnitude of the drag force as $F_{drag} = bv^2$, where $v$ is the speed of the cylinder and $b$ is a positive constant with appropriate units.

   (a) **Derive**, but do NOT solve, a differential equation that could be used to determine the speed $v$ of the cylinder as a function of time $t$. Express your answer in terms of given quantities and physical constants, as appropriate.

**GO ON TO THE NEXT PAGE.**

© 2024 College Board.
Visit College Board on the web: collegeboard.org.

Continue your response to **QUESTION 2** on this page.

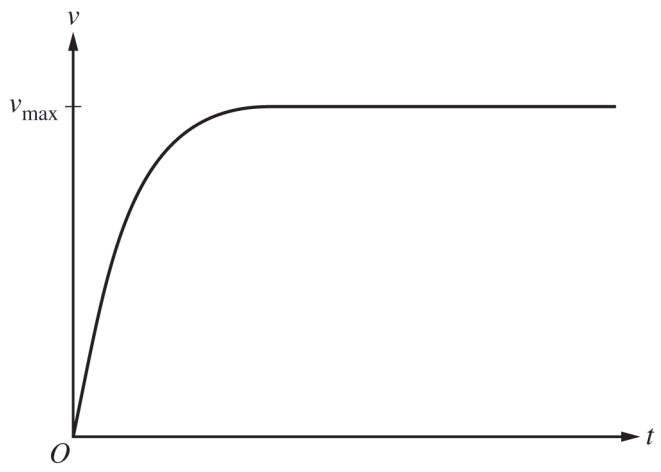


Figure 2

(b) The student correctly sketches the speed $v$ of the cylinder as a function of time $t$, as shown in Figure 2.

i. **Draw** a vertical line on the sketch in Figure 2 to indicate the earliest time at which $F_{drag}$ on the cylinder is equal to the magnitude of the weight of the cylinder. Label this time as $t_1$ on the time axis.

ii. **Justify** the location of $t_1$. Explicitly reference appropriate features of the sketch in Figure 2.

(c) Rather than dropping the cylinder from rest, the student throws the cylinder upward with a nonzero initial speed. The cylinder is in the same orientation as when the cylinder was previously dropped. The student allows the cylinder to fall toward the ground.

**Indicate** whether the magnitude of the cylinder's maximum downward speed after being thrown upward would be greater than, less than, or equal to the maximum speed $v_{max}$ in Figure 2.

_____ Greater than _____ Less than _____ Equal to

Briefly **justify** your answer.

**GO ON TO THE NEXT PAGE.**

© 2024 College Board.
Visit College Board on the web: collegeboard.org.

Continue your response to **QUESTION 2** on this page.

(d) The student conducts an experiment to better understand the relationship between maximum speed $v_{max}$ and mass. The student collects data to determine the maximum speed for cylinders dropped from rest, each with the same physical size and shape but a different mass $m$. The student then graphs $v_{max}^2$ as a function of mass.

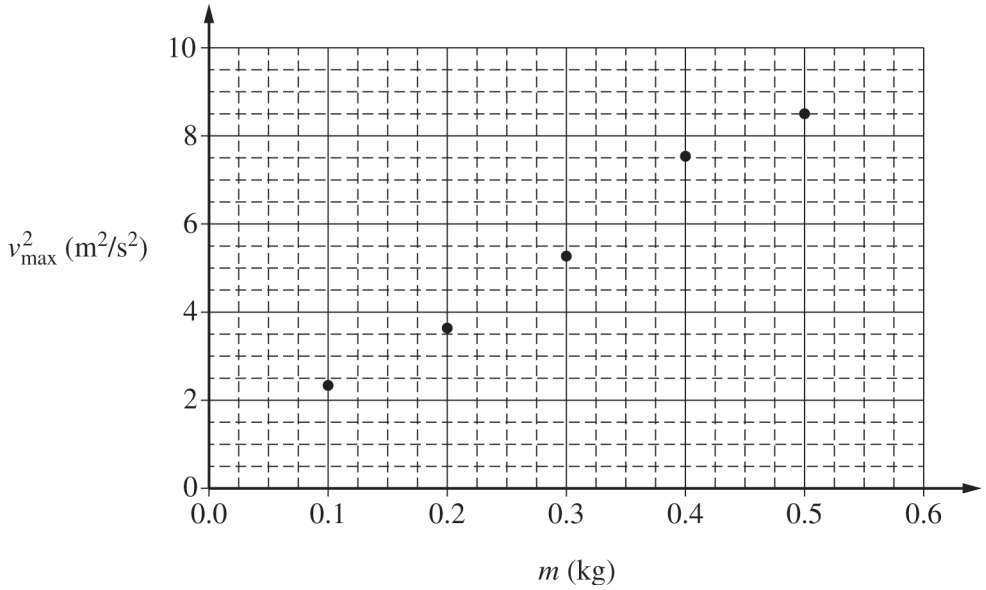


i. **Draw** the best-fit line for the data.

ii. Use the best-fit line to **calculate** an experimental value for $b$.

**GO ON TO THE NEXT PAGE.**

© 2024 College Board.
Visit College Board on the web: collegeboard.org.

Continue your response to **QUESTION 2** on this page.

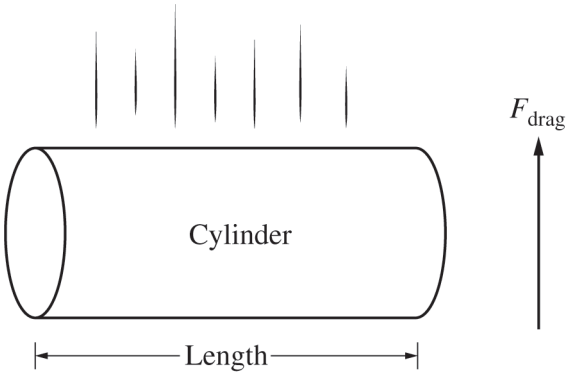


Figure 3

A student claims that the magnitude of the maximum speed of a cylinder dropped from rest depends on the length of the cylinder. The student designs an experiment to collect data that can be used to provide evidence to support the claim. The student drops cylinders with the orientation shown in Figure 3.

(e) The student has access to but does not have to use all of the following equipment.

- Cylinder Set 1: cylinders of the same known length with different known masses
- Cylinder Set 2: cylinders of the same known mass with different known lengths
- A motion detector that can measure velocity as a function of time

i. **Indicate** two quantities that when graphed could be used to determine whether the length of the cylinder affects the maximum speed.

Vertical axis: _____ Horizontal axis: _____

ii. Briefly **describe** how the quantities graphed could be used to determine the relationship between cylinder length and maximum speed.

**GO ON TO THE NEXT PAGE.**

© 2024 College Board.
Visit College Board on the web: collegeboard.org.

Begin your response to **QUESTION 3** on this page.

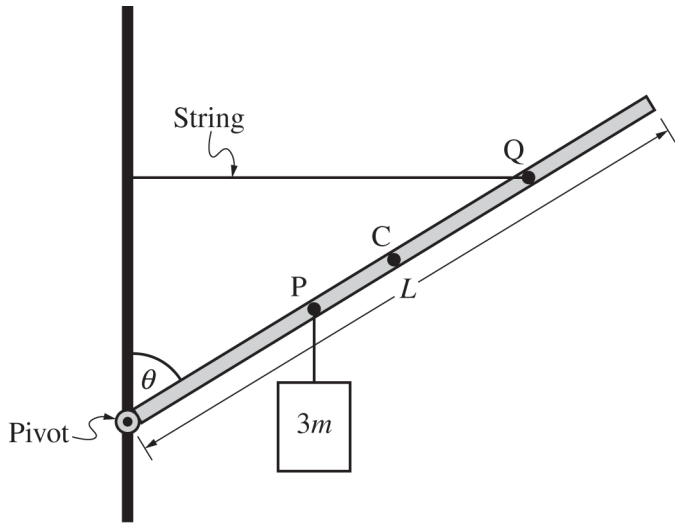


Figure 1

Note: Figure not drawn to scale.

3. A uniform rod of length $L$ and mass $m$ is attached to a pivot on a vertical pole, as shown in Figure 1. There is negligible friction between the rod and the pivot. A horizontal string connects Point Q on the rod to the pole. The rod makes an angle $\theta$ with the pole. A block of mass $3m$ hangs from the rod at Point P. The center of mass of the rod is located at Point C.

(a) On the following representation of the rod, **draw** and **label** the forces (not components) that are exerted on the rod. Each force must be represented by a distinct arrow that starts on and points away from the point at which the force is exerted on the rod.

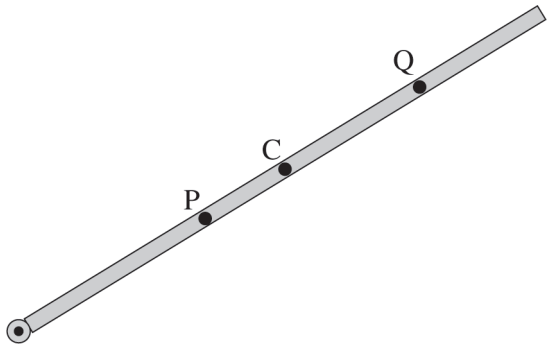


**GO ON TO THE NEXT PAGE.**

© 2024 College Board.
Visit College Board on the web: collegeboard.org.

Continue your response to **QUESTION 3** on this page.

(b) In Figure 1, Point P is located $\frac{3}{8}L$ from the pivot and Point Q is located $\frac{6}{8}L$ from the pivot. **Derive** an equation for the tension $F_T$ in the horizontal string in terms of $L$, $m$, $\theta$, and physical constants, as appropriate.

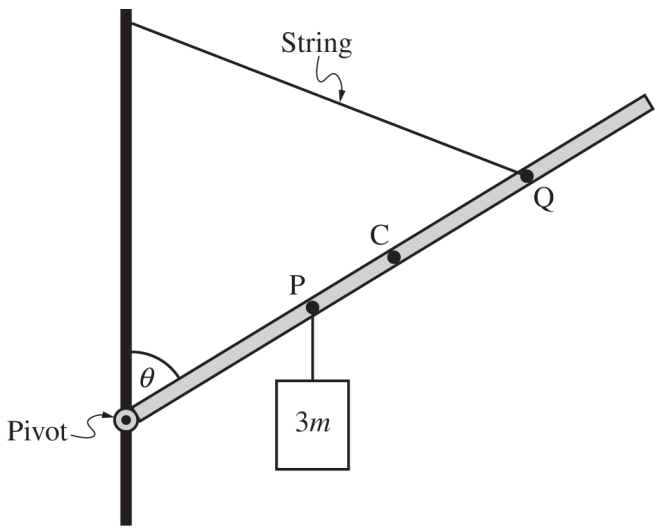


Figure 2

Note: Figure not drawn to scale.

(c) The original string is replaced with a longer string that connects Point Q to a higher location on the vertical pole, as shown in Figure 2. The angle $\theta$ remains the same. How does the new tension $F_{T,\,new}$ compare with the original tension $F_T$ from part (b) ? **Justify** your reasoning.

**GO ON TO THE NEXT PAGE.**

© 2024 College Board.
Visit College Board on the web: collegeboard.org.

Continue your response to **QUESTION 3** on this page.

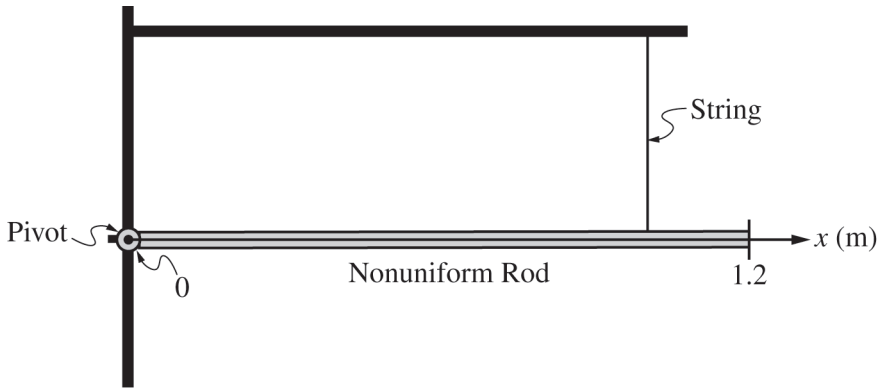


Figure 3

Note: Figure not drawn to scale.

(d) A nonuniform rod is now attached to the pivot, as shown in Figure 3. There is negligible friction between the nonuniform rod and the pivot. The rod has a length of 1.2 m and a linear mass density $\lambda(x) = A + Bx$, where $x$ is the distance from the pivot, $A = 6.0$ kg/m, and $B = 10.0$ kg/m$^2$.

i. **Calculate** the mass of the rod.

ii. **Calculate** the rotational inertia of the rod about the pivot.

**GO ON TO THE NEXT PAGE.**

© 2024 College Board.
Visit College Board on the web: collegeboard.org.

**STOP**

**END OF EXAM**

© 2024 College Board.
Visit College Board on the web: collegeboard.org.