2024

AP® Physics C: Mechanics

Free-Response Questions Set 2

© 2024 College Board. College Board, Advanced Placement, AP, AP Central, and the acorn logo are registered trademarks of College Board. Visit College Board on the web: collegeboard.org.

AP Central is the official online home for the AP Program: apcentral.collegeboard.org.

ADVANCED PLACEMENT PHYSICS C TABLE OF INFORMATION

CONSTANTS AND CONVERSION FACTORS	
Proton mass, $m_p = 1.67 \times 10^{-27}$ kg	Electron charge magnitude, $e = 1.60 \times 10^{-19}$ C
Neutron mass, $m_n = 1.67 \times 10^{-27}$ kg	1 electron volt, $1 \text{ eV} = 1.60 \times 10^{-19}$ J
Electron mass, $m_e = 9.11 \times 10^{-31}$ kg	Speed of light, $c = 3.00 \times 10^{8}$ m/s
Avogadro's number, $N_0 = 6.02 \times 10^{23}$ mol^{-1}	Universal gravitational constant, $G = 6.67 \times 10^{-11} \left(\text{N}\cdot\text{m}^2\right)/\text{kg}^2$
Universal gas constant, $R = 8.31$ J/(mol•K)	Acceleration due to gravity at Earth's surface, $g = 9.8$ m/s^2
Boltzmann's constant, $k_B = 1.38 \times 10^{-23}$ J/K	

1 unified atomic mass unit,	$1 \text{ u} = 1.66 \times 10^{-27} \text{ kg} = 931 \text{ MeV}/c^2$
Planck's constant,	$h = 6.63 \times 10^{-34}$ J•s $= 4.14 \times 10^{-15}$ eV•s
	$hc = 1.99 \times 10^{-25}$ J•m $= 1.24 \times 10^{3}$ eV•nm
Vacuum permittivity,	$\varepsilon_0 = 8.85 \times 10^{-12} \text{ C}^2/\left(\text{N}\cdot\text{m}^2\right)$
Coulomb's law constant,	$k = 1/(4\pi\varepsilon_0) = 9.0 \times 10^{9} \left(\text{N}\cdot\text{m}^2\right)/\text{C}^2$
Vacuum permeability,	$\mu_0 = 4\pi \times 10^{-7}$ (T•m)/A
Magnetic constant,	$k' = \mu_0/(4\pi) = 1 \times 10^{-7}$ (T•m)/A
1 atmosphere pressure,	$1 \text{ atm} = 1.0 \times 10^{5} \text{ N/m}^2 = 1.0 \times 10^{5}$ Pa

UNIT SYMBOLS								
	meter,	m	mole,	mol	watt,	W	farad,	F
	kilogram,	kg	hertz,	Hz	coulomb,	C	tesla,	T
	second,	s	newton,	N	volt,	V	degree Celsius,	°C
	ampere,	A	pascal,	Pa	ohm,	Ω	electron volt,	eV
	kelvin,	K	joule,	J	henry,	H		

PREFIXES		
Factor	Prefix	Symbol
10^{9}	giga	G
10^{6}	mega	M
10^{3}	kilo	k
10^{-2}	centi	c
10^{-3}	milli	m
10^{-6}	micro	μ
10^{-9}	nano	n
10^{-12}	pico	p

VALUES OF TRIGONOMETRIC FUNCTIONS FOR COMMON ANGLES							
θ	0°	30°	37°	45°	53°	60°	90°
$\sin\theta$	0	$1/2$	$3/5$	$\sqrt{2}/2$	$4/5$	$\sqrt{3}/2$	1
$\cos\theta$	1	$\sqrt{3}/2$	$4/5$	$\sqrt{2}/2$	$3/5$	$1/2$	0
$\tan\theta$	0	$\sqrt{3}/3$	$3/4$	1	$4/3$	$\sqrt{3}$	∞

The following assumptions are used in this exam.

I. The frame of reference of any problem is inertial unless otherwise stated.
II. The direction of current is the direction in which positive charges would drift.
III. The electric potential is zero at an infinite distance from an isolated point charge.
IV. All batteries and meters are ideal unless otherwise stated.
V. Edge effects for the electric field of a parallel plate capacitor are negligible unless otherwise stated.

© 2024 College Board.
Visit College Board on the web: collegeboard.org.

ADVANCED PLACEMENT PHYSICS C EQUATIONS

MECHANICS

$v_x = v_{x0} + a_x t$

$x = x_0 + v_{x0}t + \frac{1}{2}a_x t^2$

$v_x^2 = v_{x0}^2 + 2a_x(x - x_0)$

$\vec{a} = \frac{\sum \vec{F}}{m} = \frac{\vec{F}_{net}}{m}$

$\vec{F} = \frac{d\vec{p}}{dt}$

$\vec{J} = \int \vec{F}\,dt = \Delta\vec{p}$

$\vec{p} = m\vec{v}$

$|\vec{F}_f| \le \mu|\vec{F}_N|$

$\Delta E = W = \int \vec{F} \cdot d\vec{r}$

$K = \frac{1}{2}mv^2$

$P = \frac{dE}{dt}$

$P = \vec{F} \cdot \vec{v}$

$\Delta U_g = mg\Delta h$

$a_c = \frac{v^2}{r} = \omega^2 r$

$\vec{\tau} = \vec{r} \times \vec{F}$

$\vec{\alpha} = \frac{\sum \vec{\tau}}{I} = \frac{\vec{\tau}_{net}}{I}$

$I = \int r^2 dm = \sum mr^2$

$x_{cm} = \frac{\sum m_i x_i}{\sum m_i}$

$v = r\omega$

$\vec{L} = \vec{r} \times \vec{p} = I\vec{\omega}$

$K = \frac{1}{2}I\omega^2$

$\omega = \omega_0 + \alpha t$

$\theta = \theta_0 + \omega_0 t + \frac{1}{2}\alpha t^2$

a = acceleration
E = energy
F = force
f = frequency
h = height
I = rotational inertia
J = impulse
K = kinetic energy
k = spring constant
ℓ = length
L = angular momentum
m = mass
P = power
p = momentum
r = radius or distance
T = period
t = time
U = potential energy
v = velocity or speed
W = work done on a system
x = position
μ = coefficient of friction
θ = angle
τ = torque
ω = angular speed
α = angular acceleration
ϕ = phase angle

$\vec{F}_s = -k\Delta\vec{x}$

$U_s = \frac{1}{2}k(\Delta x)^2$

$x = x_{max}\cos(\omega t + \phi)$

$T = \frac{2\pi}{\omega} = \frac{1}{f}$

$T_s = 2\pi\sqrt{\frac{m}{k}}$

$T_p = 2\pi\sqrt{\frac{\ell}{g}}$

$|\vec{F}_G| = \frac{Gm_1m_2}{r^2}$

$U_G = -\frac{Gm_1m_2}{r}$

ELECTRICITY AND MAGNETISM

$|\vec{F}_E| = \frac{1}{4\pi\varepsilon_0}\left|\frac{q_1q_2}{r^2}\right|$

$\vec{E} = \frac{\vec{F}_E}{q}$

$\oint \vec{E} \cdot d\vec{A} = \frac{Q}{\varepsilon_0}$

$E_x = -\frac{dV}{dx}$

$\Delta V = -\int \vec{E} \cdot d\vec{r}$

$V = \frac{1}{4\pi\varepsilon_0}\sum_i \frac{q_i}{r_i}$

$U_E = qV = \frac{1}{4\pi\varepsilon_0}\frac{q_1q_2}{r}$

$\Delta V = \frac{Q}{C}$

$C = \frac{\kappa\varepsilon_0 A}{d}$

$C_p = \sum_i C_i$

$\frac{1}{C_s} = \sum_i \frac{1}{C_i}$

$I = \frac{dQ}{dt}$

$U_C = \frac{1}{2}Q\Delta V = \frac{1}{2}C(\Delta V)^2$

$R = \frac{\rho\ell}{A}$

$\vec{E} = \rho\vec{J}$

$I = Nev_d A$

$I = \frac{\Delta V}{R}$

$R_s = \sum_i R_i$

$\frac{1}{R_p} = \sum_i \frac{1}{R_i}$

$P = I\Delta V$

A = area
B = magnetic field
C = capacitance
d = distance
E = electric field
$\mathcal{E}$ = emf
F = force
I = current
J = current density
L = inductance
ℓ = length
n = number of loops of wire per unit length
N = number of charge carriers per unit volume
P = power
Q = charge
q = point charge
R = resistance
r = radius or distance
t = time
U = potential or stored energy
V = electric potential
v = velocity or speed
ρ = resistivity
Φ = flux
κ = dielectric constant

$\vec{F}_M = q\vec{v} \times \vec{B}$

$\oint \vec{B} \cdot d\vec{\ell} = \mu_0 I$

$d\vec{B} = \frac{\mu_0}{4\pi}\frac{I\,d\vec{\ell} \times \hat{r}}{r^2}$

$\vec{F} = \int I\,d\vec{\ell} \times \vec{B}$

$B_s = \mu_0 nI$

$\Phi_B = \int \vec{B} \cdot d\vec{A}$

$\mathcal{E} = \oint \vec{E} \cdot d\vec{\ell} = -\frac{d\Phi_B}{dt}$

$\mathcal{E} = -L\frac{dI}{dt}$

$U_L = \frac{1}{2}LI^2$

ADVANCED PLACEMENT PHYSICS C EQUATIONS

GEOMETRY AND TRIGONOMETRY

Rectangle

$A = bh$

Triangle

$A = \frac{1}{2}bh$

Circle

$A = \pi r^2$

$C = 2\pi r$

$s = r\theta$

Rectangular Solid

$V = \ell wh$

Cylinder

$V = \pi r^2 \ell$

$S = 2\pi r\ell + 2\pi r^2$

Sphere

$V = \frac{4}{3}\pi r^3$

$S = 4\pi r^2$

Right Triangle

$a^2 + b^2 = c^2$

$\sin\theta = \frac{a}{c}$

$\cos\theta = \frac{b}{c}$

$\tan\theta = \frac{a}{b}$

A = area
C = circumference
V = volume
S = surface area
b = base
h = height
ℓ = length
w = width
r = radius
s = arc length
θ = angle

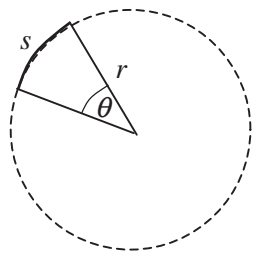

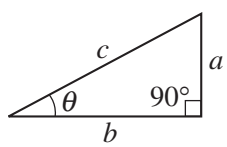

CALCULUS

$$\frac{df}{dx} = \frac{df}{du}\frac{du}{dx}$$

$$\frac{d}{dx}\left(x^n\right) = nx^{n-1}$$

$$\frac{d}{dx}\left(e^{ax}\right) = ae^{ax}$$

$$\frac{d}{dx}(\ln ax) = \frac{1}{x}$$

$$\frac{d}{dx}[\sin(ax)] = a\cos(ax)$$

$$\frac{d}{dx}[\cos(ax)] = -a\sin(ax)$$

$$\int x^n\,dx = \frac{1}{n+1}x^{n+1},\ n \neq -1$$

$$\int e^{ax}\,dx = \frac{1}{a}e^{ax}$$

$$\int \frac{dx}{x+a} = \ln|x+a|$$

$$\int \cos(ax)\,dx = \frac{1}{a}\sin(ax)$$

$$\int \sin(ax)\,dx = -\frac{1}{a}\cos(ax)$$

VECTOR PRODUCTS

$$\vec{A}\bullet\vec{B} = AB\cos\theta$$

$$\left|\vec{A}\times\vec{B}\right| = AB\sin\theta$$

© 2024 College Board.
Visit College Board on the web: collegeboard.org.

Begin your response to **QUESTION 1** on this page.

PHYSICS C: MECHANICS

SECTION II

Time—45 minutes

3 Questions

Directions: Answer all three questions. The suggested time is about 15 minutes for answering each of the questions, which are worth 15 points each. The parts within a question may not have equal weight. Show all your work in this booklet in the spaces provided after each part.

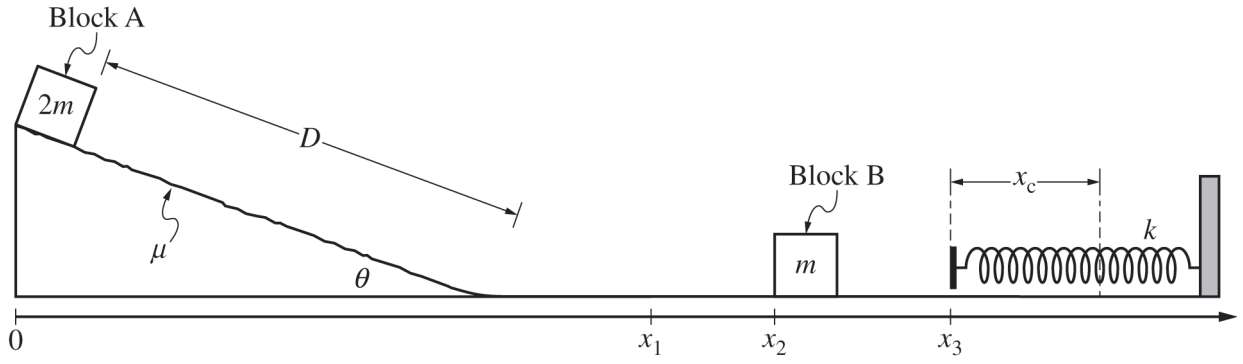

Note: Figure not drawn to scale.

1. Blocks A and B of masses $2m$ and m, respectively, are arranged in a setup consisting of a ramp that makes an angle θ with a smooth horizontal table and an ideal spring of spring constant k fixed to a wall, as shown. Block A is held at rest a distance D up the ramp, and Block B is at rest on the horizontal table. The coefficient of kinetic friction between Block A and the rough ramp is μ in the region of length D, and there is negligible friction between the blocks and the smooth table.

GO ON TO THE NEXT PAGE.

© 2024 College Board.
Visit College Board on the web: collegeboard.org.

Continue your response to **QUESTION 1** on this page.

At time $t = 0$, Block A is located at horizontal position $x = 0$ and is released from rest. After the block is released, the following occurs.

- At time $t = t_1$, Block A has traveled a distance D down the ramp, has transitioned to the table, and is moving with speed v at $x = x_1$.
- At time $t = t_2$, Block A is at $x = x_2$ when it collides with and sticks to Block B.
- At time $t = t_3$, the combined blocks A and B are at $x = x_3$ when they collide with and stick to the spring in its equilibrium position.
- At time $t = t_4$, the combined blocks A and B are instantaneously at rest and the spring is compressed a distance x_c from its equilibrium position.

(a) For parts (a)(i) and (a)(ii), express your answer in terms of m, θ, D, μ, x_c, and physical constants, as appropriate.

i. **Derive** an expression for the speed v of Block A at time t_1.

ii. **Derive** an expression for the spring constant k of the spring.

GO ON TO THE NEXT PAGE.

© 2024 College Board.
Visit College Board on the web: collegeboard.org.

Continue your response to **QUESTION 1** on this page.

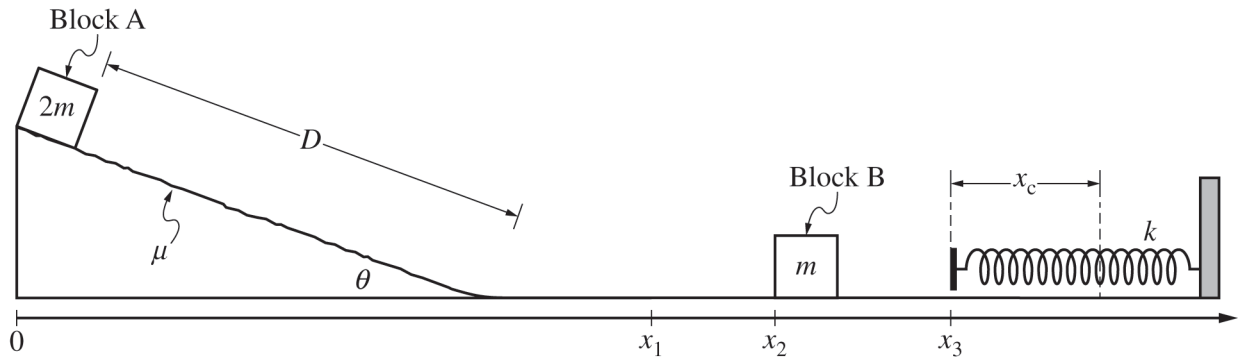

Note: Figure not drawn to scale.

(b)

i. On the following axes, **sketch** a graph of the magnitude of the momentum p_A of Block A as a function of time t from $t = 0$ to t_4.

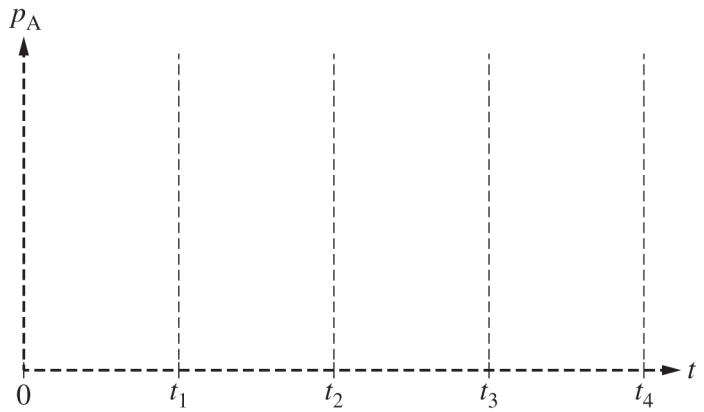

ii. Use principles of forces to **justify** the graph drawn in part (b)(i) for the time interval $t = t_3$ to $t = t_4$. Explicitly reference features of the shape of the graph you drew in part (b)(i).

GO ON TO THE NEXT PAGE.

© 2024 College Board.
Visit College Board on the web: collegeboard.org.

Continue your response to **QUESTION 1** on this page.

For times $t > t_4$, the two-block-spring system oscillates with period T_O. The procedure is then repeated using a new ramp, where there is negligible friction between Block A and the ramp.

(c) **Indicate** how the new period of oscillation T_N in the procedure that uses the new ramp compares with the period of oscillation T_O from the original procedure.

_____ $T_N > T_O$ _____ $T_N < T_O$ _____ $T_N = T_O$

Briefly **justify** your answer.

GO ON TO THE NEXT PAGE.

© 2024 College Board.
Visit College Board on the web: collegeboard.org.

Begin your response to **QUESTION 2** on this page.

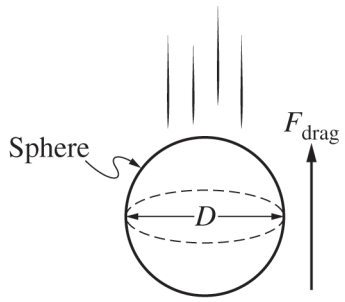

Figure 1

2. A student drops a sphere of mass m from rest. The air exerts a drag force of magnitude F_{drag} on the sphere, as shown in Figure 1. The student models the magnitude of the drag force as $F_{drag} = bv$, where v is the speed of the sphere and b is a positive constant with appropriate units.

   (a) **Derive**, but do NOT solve, a differential equation that could be used to determine the speed v of the sphere as a function of time t. Express your answer in terms of given quantities and physical constants, as appropriate.

GO ON TO THE NEXT PAGE.

© 2024 College Board.
Visit College Board on the web: collegeboard.org.

Continue your response to **QUESTION 2** on this page.

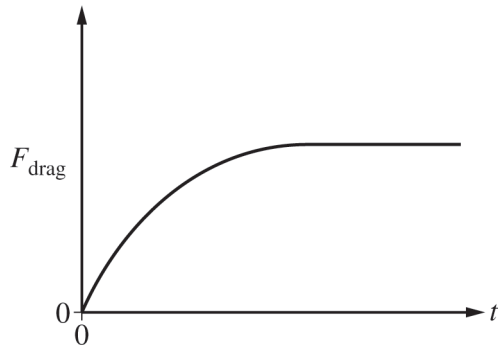

Figure 2

(b) The student sketches the drag force F_{drag} exerted on the sphere as a function of time t, as shown in Figure 2.

i. **Draw** a vertical line on the sketch in Figure 2 to indicate the earliest time at which F_{drag} is equal to the magnitude of the weight of the sphere, which occurs when the sphere reaches terminal speed. Label this time as t_T on the time axis.

ii. **Justify** the location of t_T. Explicitly reference appropriate features of the sketch in Figure 2.

(c) Suppose the student throws the same sphere downward with a nonzero initial speed. The magnitude of the new drag force at terminal speed after being thrown downward is F_{new}.

Indicate whether F_{new} would be greater than, less than, or equal to the magnitude of F_{drag} at terminal speed represented in Figure 2.

_____ Greater than _____ Less than _____ Equal to

Briefly **justify** your answer.

GO ON TO THE NEXT PAGE.

© 2024 College Board.
Visit College Board on the web: collegeboard.org.

Continue your response to **QUESTION 2** on this page.

(d) The student conducts an experiment to better understand the relationship between F_{drag} and v. The student makes measurements to calculate and graph the magnitude of F_{drag} as a function of v for the falling sphere.

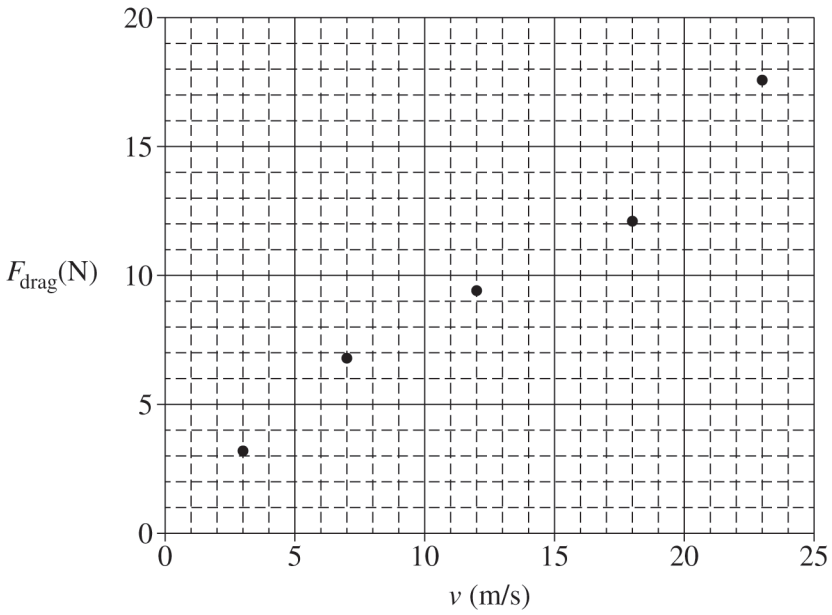

i. **Draw** the best-fit line for the data.

ii. Use the best-fit line to **calculate** an experimental value for b.

GO ON TO THE NEXT PAGE.

© 2024 College Board.
Visit College Board on the web: collegeboard.org.

Continue your response to **QUESTION 2** on this page.

A student claims that the terminal speed v_T of the sphere depends on the diameter D of the sphere. The student designs an experiment to collect data that can be used to provide evidence to support the claim.

(e) The student has access to but does not have to use all of the following equipment.

- Sphere Set 1: spheres of the same known mass with different known diameters
- Sphere Set 2: spheres of the same known diameter with different known masses
- A motion detector that can measure velocity as a function of time

i. **Indicate** two quantities that when graphed could be used to determine whether the diameter of the sphere affects the terminal speed.

Vertical axis: _____ Horizontal axis: _____

ii. Briefly **describe** how the quantities graphed could be used to determine the relationship between sphere diameter and terminal speed.

GO ON TO THE NEXT PAGE.

© 2024 College Board.
Visit College Board on the web: collegeboard.org.

Begin your response to **QUESTION 3** on this page.

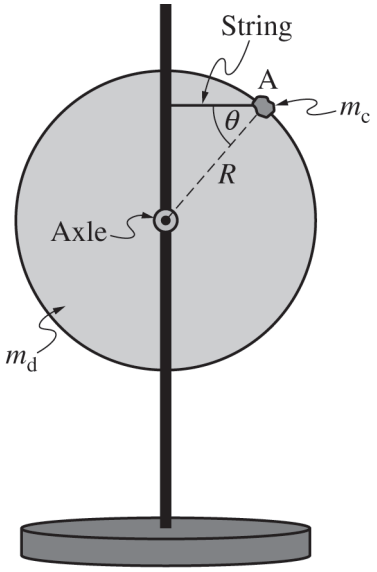

Figure 1

Note: Figure not drawn to scale.

3. A uniform disk of radius R and mass m_d is attached to a vertical pole by a horizontal axle that passes through the center of the disk. Friction between the axle and the disk is negligible. A lump of clay of mass m_c is attached to the edge of the disk at Point A. The size of the lump of clay is small compared with the radius of the disk. A horizontal string is connected from the pole to the edge of the disk at Point A. The string makes an angle θ with the line between Point A and the axle, as shown in Figure 1.

(a) On the following representation of the clay-disk system, **draw** and **label** the external forces (not components) exerted on the system. Each force must be represented by a distinct arrow that starts on, and points away from, the point at which the force is exerted on the system.

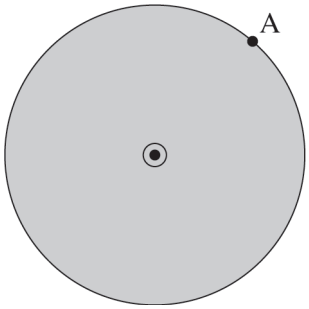

GO ON TO THE NEXT PAGE.

© 2024 College Board.
Visit College Board on the web: collegeboard.org.

Continue your response to **QUESTION 3** on this page.

(b) **Derive** an expression for the tension F_T in the string when the clay is at Point A, as shown in Figure 1, in terms of R, m_d, m_c, θ, and physical constants, as appropriate.

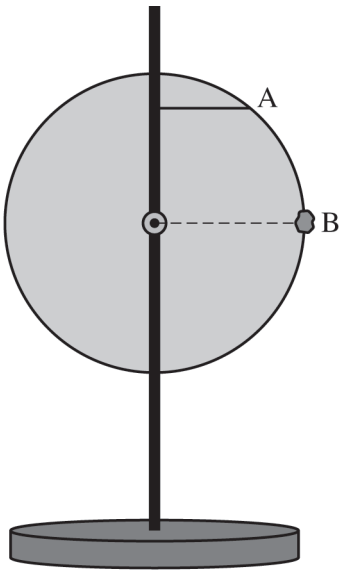

Figure 2

Note: Figure not drawn to scale.

(c) The string remains connected to the edge of the disk at Point A. The clay is moved to Point B, which is horizontally in line with the axle, as shown in Figure 2. How does the new tension $F_{T,\,new}$ compare with tension F_T from part (b)? **Justify** your reasoning.

GO ON TO THE NEXT PAGE.

© 2024 College Board.
Visit College Board on the web: collegeboard.org.

Continue your response to **QUESTION 3** on this page.

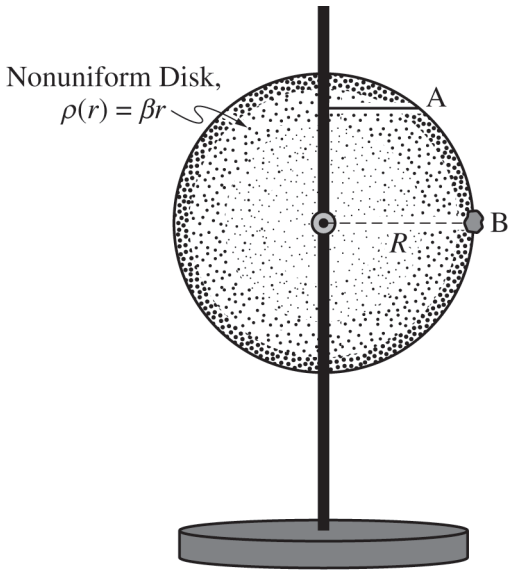

Figure 3

Note: Figure not drawn to scale.

(d) A nonuniform disk is now attached to the axle. The lump of clay is attached to the disk at Point B, as shown in Figure 3. The clay has mass $m_c = 0.60\,\text{kg}$ and the disk has a radius $R = 0.30\,\text{m}$. The mass density of the disk varies radially and can be modeled by $\rho(r) = \beta r$, where r is the radial distance from the axle and $\beta = 4.0\,\text{kg/m}^3$.

i. **Calculate** the rotational inertia of the disk about the axle.

ii. The string connecting the disk to the pole is cut. **Calculate** the magnitude of the initial angular acceleration of the clay-disk system.

GO ON TO THE NEXT PAGE.

© 2024 College Board.
Visit College Board on the web: collegeboard.org.

STOP

END OF EXAM

© 2024 College Board.
Visit College Board on the web: collegeboard.org.